



ಬೃಹತ್ ಬೆಂಗಳೂರು ಮಹಾನಗರ ಪಾಲಿಕೆ
Bruhat Bengaluru Mahanagara Palike



BBMP COVID-19 WAR ROOM 12.05.2022



OVERVIEW OF COVID-19 IN BENGALURU



CASE TRENDS

ACTIVE CASES **1,793**

Confirmed Cases

146

17,85,097 #

Recovered Cases

166

17,66,341 #

Death Cases

0

16,963 #



HOSPITALIZATION

9

ICU – V

-

ICU

1

HDU

1

General

7

INCLUDES GOVT. QUOTA AND PRIVATE WALK-IN HOSPITALIZATION



VACCINATION

12,382

1,89,80,145 #

First Dose

1,749

95,09,120 #

Second Dose

7,761

89,39,548 #

Precaution Dose

2,872

5,31,477 #



TRIAGING

MTU

18

Tele Triage

83



ACTIVE CLUSTERS

8

Budding Clusters (<5 Cases)

8

Clusters (> 5 cases)

0



TESTING

12,256

2,94,77,003 #

RAT

2,335

RTPCR

9,921

Positivity : 1.25%

*FOR LAST 7 DAYS

: indicates cumulative numbers till date



ABSTRACT OF COVID-19 SCENARIO IN BENGALURU



	MALE			FEMALE			TRANSGENDER			TOTAL		
	Last 24 Hours	Last 7 Days	Cumulative	Last 24 Hours	Last 7 Days	Cumulative	Last 24 Hours	Last 7 Days	Cumulative	Last 24 Hours	Last 7 Days	Cumulative
Positive Cases	92	528	10,55,895	54	376	7,29,011	0	0	191	146	904	17,85,097
Recovered Cases	99	545	10,43,590	67	329	7,22,568	0	0	183	166	874	17,66,341
Death Cases	0	0	10,744	0	0	6,215	0	0	4	0	0	16,963
Total Tests Done	In Last 24 hrs. : 12,256			In last 7 days : 72,299			Cumulative : 2,94,77,003					
Vaccine Doses Administered	In Last 24 hrs. : 12,382			In last 7 days : 79,777			Cumulative : 1,89,80,145					
ACTIVE CASES									1,793			

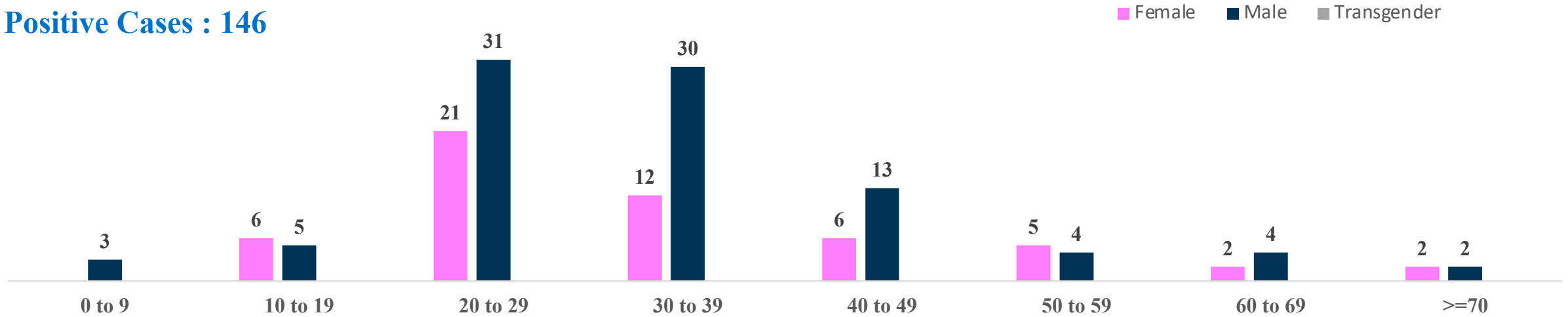
*Covid deaths occurred today : 00 | Covid deaths occurred beyond last 24 hrs., reported today : 00



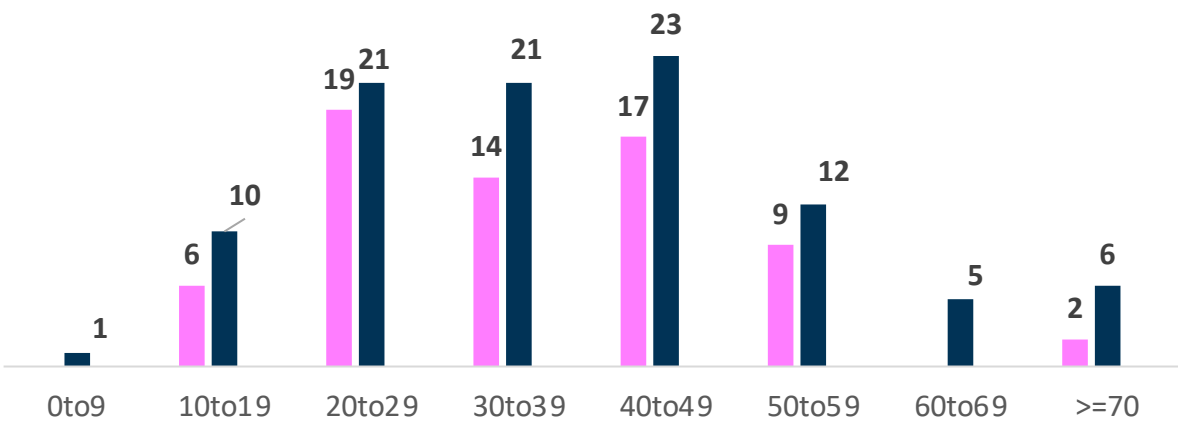
LAST 24 HOURS AGE GROUP AND GENDER WISE DISTRIBUTION




Positive Cases : 146



Recovered Cases : 166

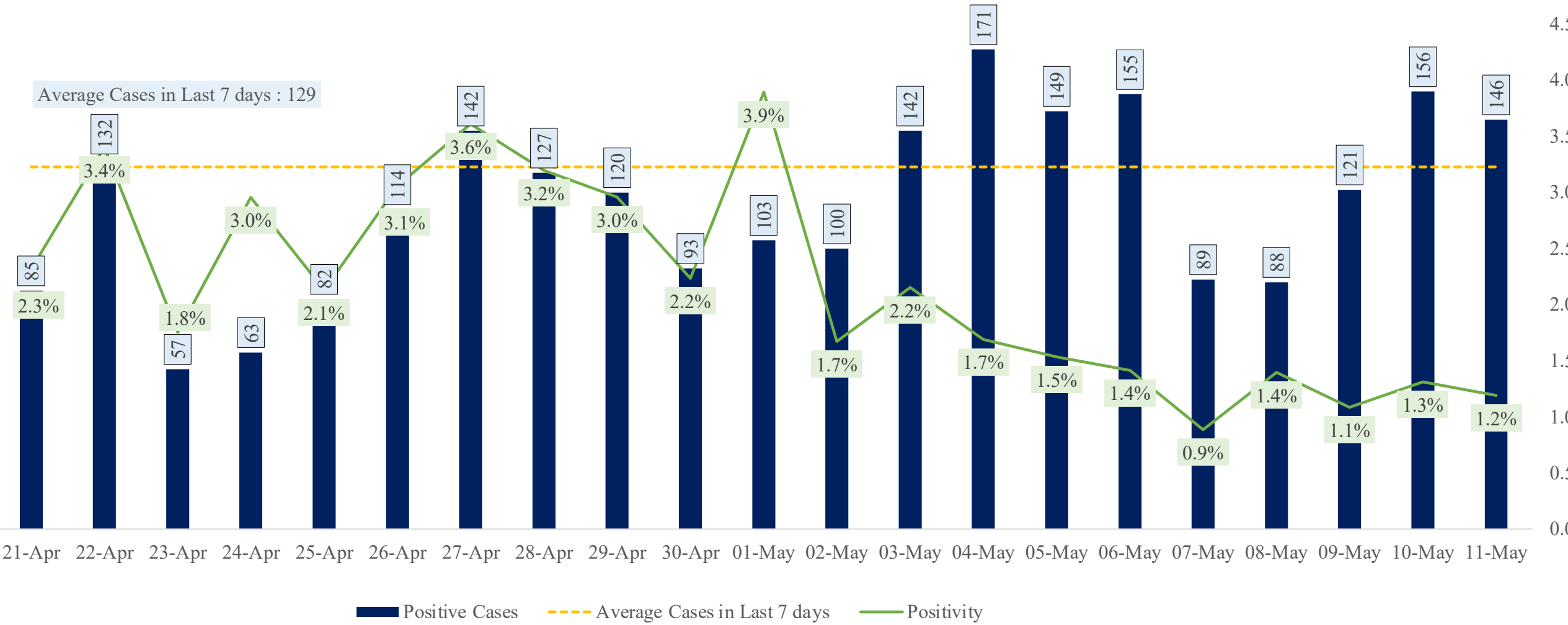


Death Cases : 0



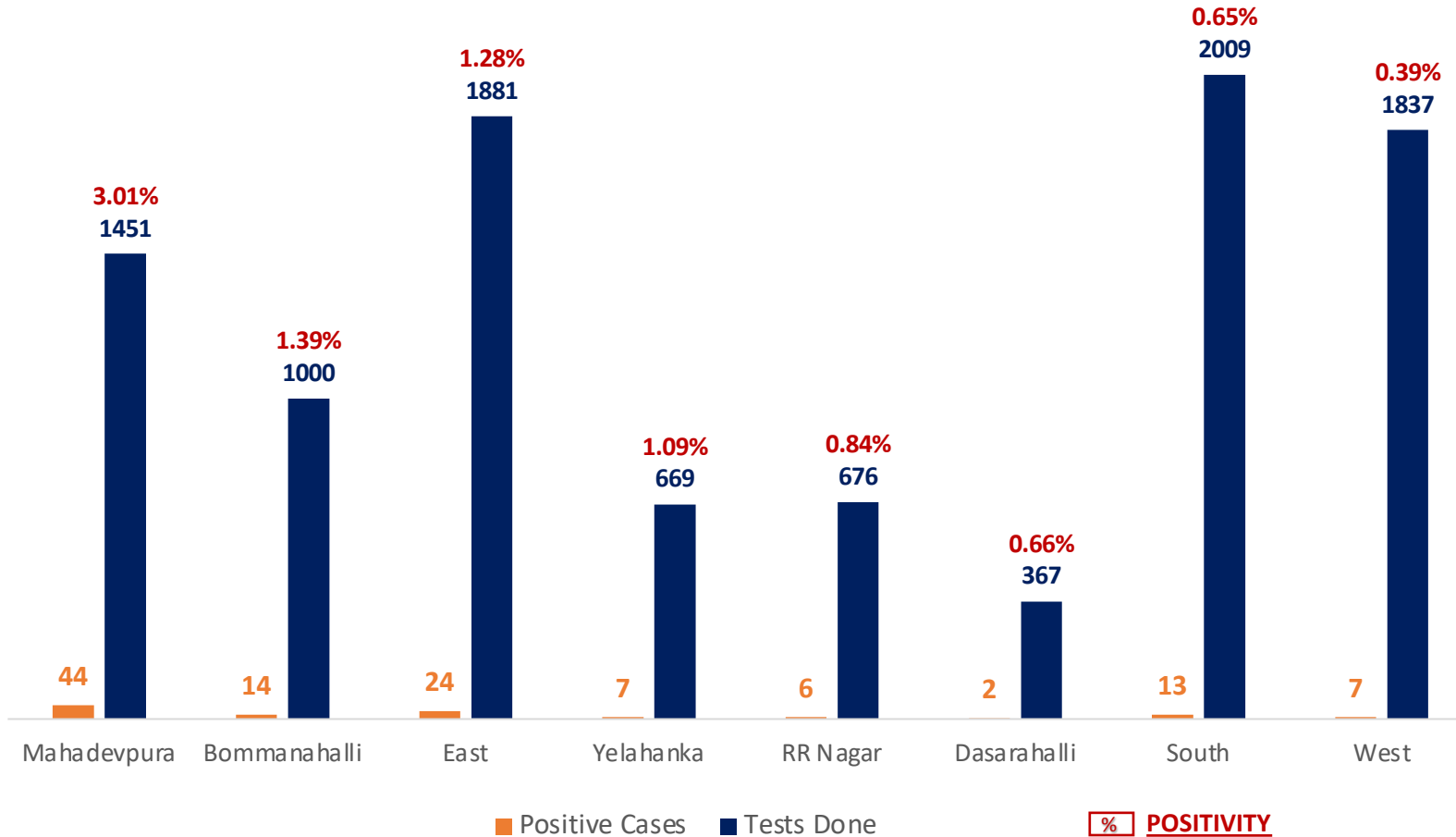


POSITIVITY RATE OF BENGALURU – LAST 21 DAYS





ZONE WISE COVID19 CASE MANAGEMENT FOR LAST 7 DAYS



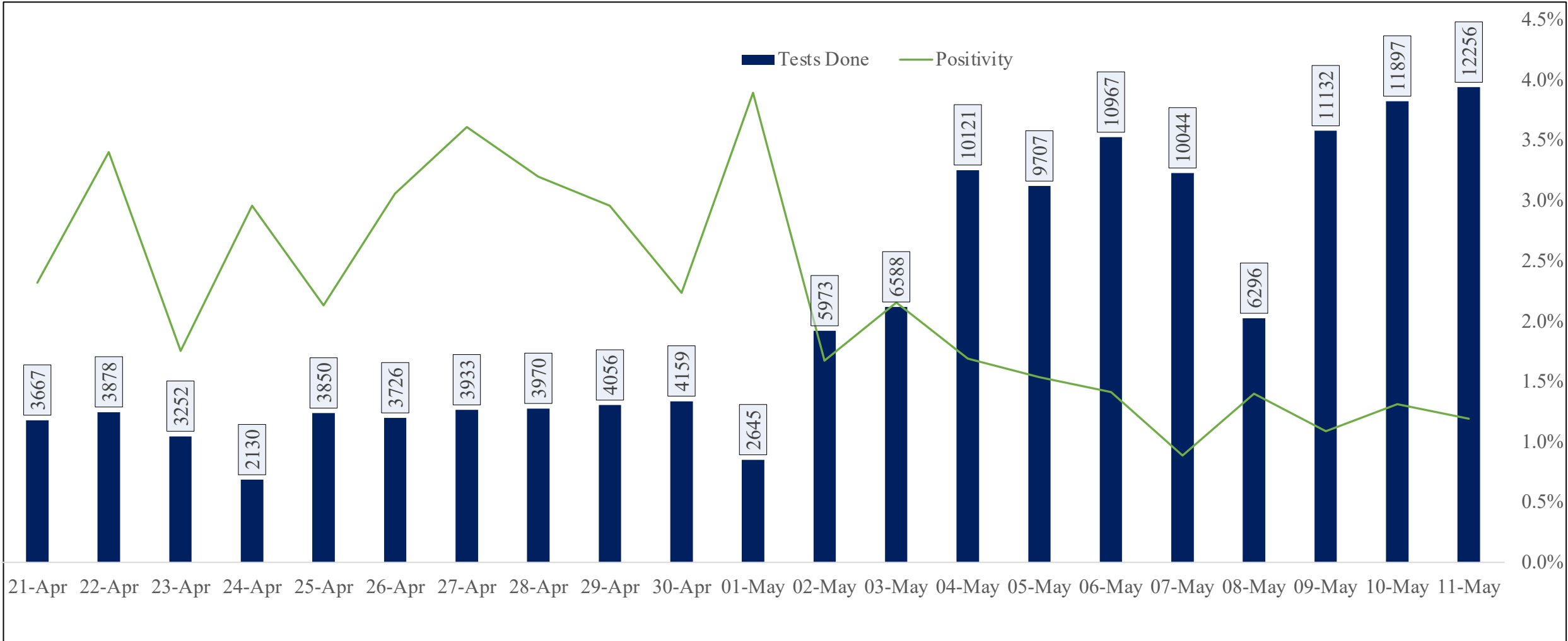
Zone Name	Hospital/CCC	Home isolation	Under Tracing
BOMMANAHALLI	0.00%	100.00%	0.00%
DASARAHALLI	16.67%	83.33%	0.00%
EAST	0.00%	100.00%	0.00%
MAHADEVAPURA	0.00%	100.00%	0.00%
RR NAGAR	2.63%	97.37%	0.00%
SOUTH	1.16%	98.84%	0.00%
WEST	4.76%	95.24%	0.00%
YELAHANKA	2.38%	97.62%	0.00%



TESTING TRENDS IN BENGALURU

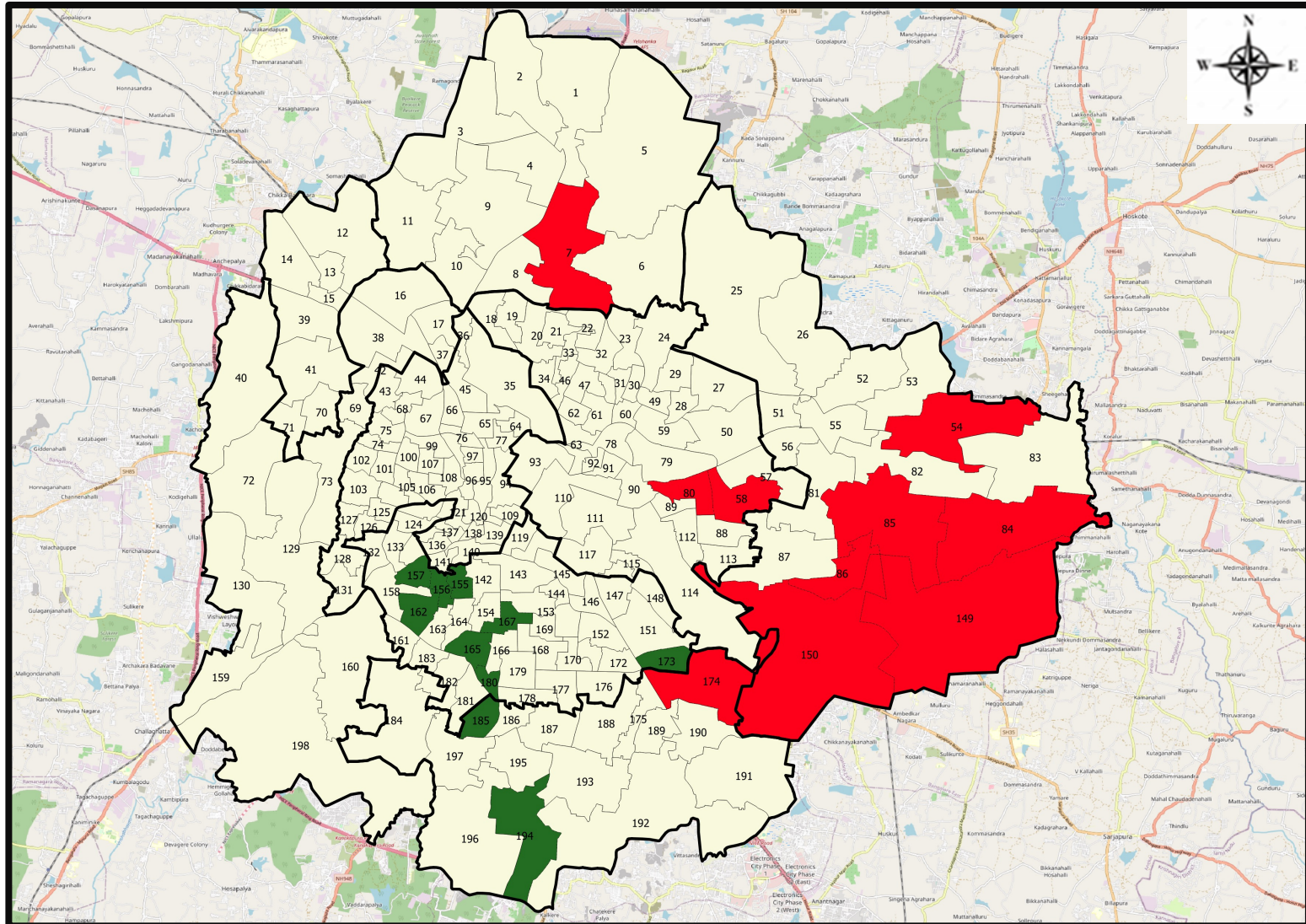


Total Test Conducted Till Date	Test Conducted Last 24 hours	Last 7 Days Average
2,94,77,003	12,256	10,328





BENGALURU URBAN MAP SHOWING TREND OF POSITIVE CASES IN LAST 7 DAYS



Top 10 wards reporting highest number of positive cases in last 7 days

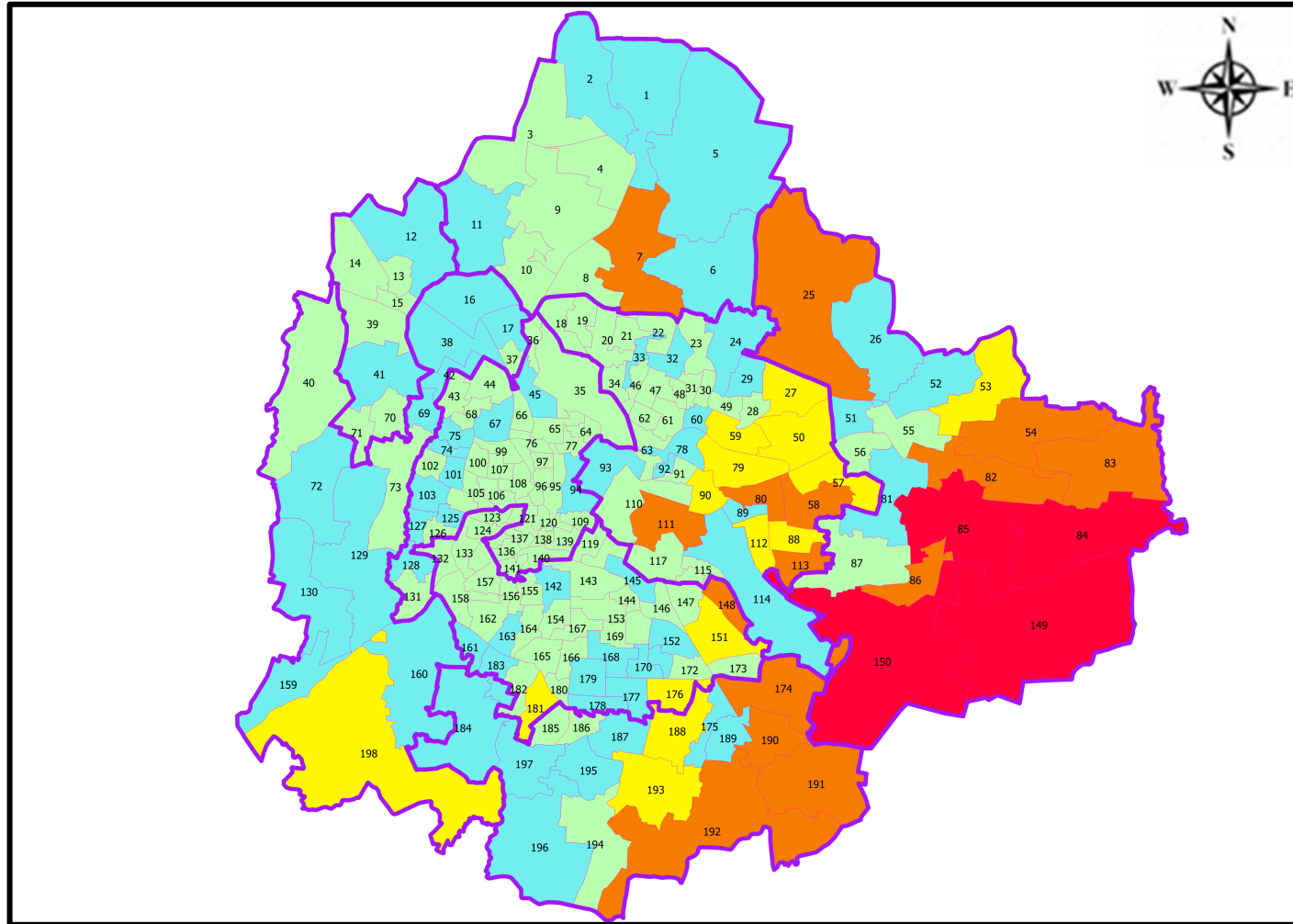
Ward No.	Ward Name	Daily Cases Average
150	Bellanduru	11
84	Hagadur	7
149	Varthuru	5
85	Dodda Nekkundi	4
174	HSR Layout	3
7	Byatarayanapura	3
80	Hoysala Nagar	3
86	Marattahalli	3
54	Hudi	2
58	New Tippasandra	2







Top 10 wards reporting least number of positive cases in last 7 days

Ward No.	Ward Name	Daily Cases Average
194	Gottigere	0
185	Yelchenahalli	0
180	Banashankari Temple Ward	0
173	Jakkasandra	0
167	Yediyur	0
165	Ganesh Mandiara Ward	0
162	Girinagara	0
157	Gali Anjaneya Temple	0
156	Srinagara	0
155	Hanumanth Nagar	0



BENGALURU MAP SHOWING INTENSITY OF POSITIVE CASES IN LAST 7 DAYS



-  **Level 1 : 0 to 1 Cases**
-  **Level 2 : 1 to 05 Cases**
-  **Level 3 : 05 to 10 Cases**
-  **Level 4 : 10 to 25 Cases**
-  **Level 5 : More than 25 Cases**
-  **Zone Boundaries**

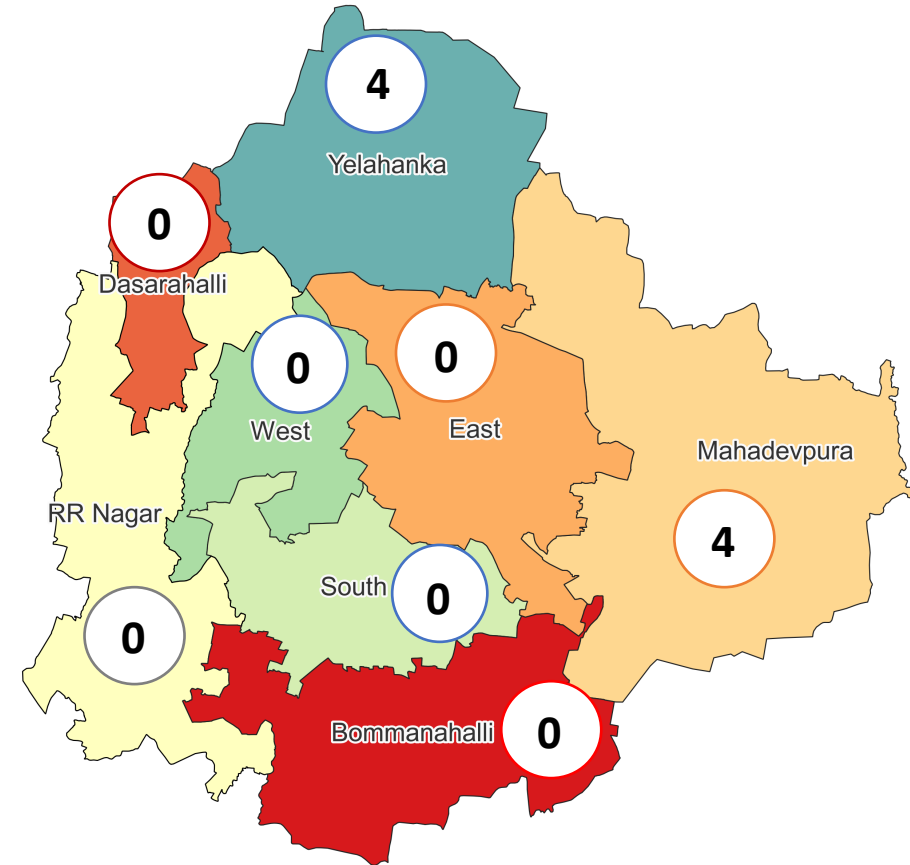


CLUSTER DETAILS



Zone Name	TOTAL CLUSTERS	Budding Clusters	Clusters	Outbreaks
		Less Than 5 Cases	5 To 14 Cases	More Than 14 Cases
BOMMANAHALLI	0 (-)	0 (-)	0 (-)	0 (-)
DASARAHALLI	0 (-)	0 (-)	0 (-)	0 (-)
EAST	0 (-)	0 (-)	0 (-)	0 (-)
MAHADEVPURA	4 (-)	4 (-)	0 (-)	0 (-)
RR NAGAR	0 (-)	0 (-)	0 (-)	0 (-)
SOUTH	0 (-)	0 (-)	0 (-)	0 (-)
WEST	0 (-)	0 (-)	0 (-)	0 (-)
YELAHANKHA	4 (-)	4 (-)	0 (-)	0 (-)
TOTAL	8 (-)	8 (-)	0 (-)	0 (-)

Total Active Clusters



Types of Clusters

Zone Name	Apartments/ Villa	Individual House	Hostels/Quarters	Others	Schools/Colleges
BOMMANAHALLI	0 (-)	0 (-)	0 (-)	0 (-)	0 (-)
DASARAHALLI	0 (-)	0 (-)	0 (-)	0 (-)	0 (-)
EAST	0 (-)	0 (-)	0 (-)	0 (-)	0 (-)
MAHADEVPURA	4 (-)	0 (-)	0 (-)	0 (-)	0 (-)
RR NAGAR	0 (-)	0 (-)	0 (-)	0 (-)	0 (-)
SOUTH	0 (-)	0 (-)	0 (-)	0 (-)	0 (-)
WEST	0 (-)	0 (-)	0 (-)	0 (-)	0 (-)
YELAHANKHA	4 (-)	0 (-)	0 (-)	0 (-)	0 (-)
TOTAL	8 (-)	0 (-)	0 (-)	0 (-)	0 (-)

▲▼ : Shows increase and decrease in numbers as compared to previous day



GOVT. QUOTA COVID BED STATUS AS ON 12.05.2022



SR. NO.	Facility Type	No. of Hospital	Total Allocated Beds for C+ Patients					Occupied Beds for C+ Patients					Net Available Beds for C+ Patients				
			Gen Beds	HDU	ICU Beds	ICU-V	Total	Gen Beds	HDU	ICU Beds	ICU-V	Total	Gen Beds	HDU	ICU Beds	ICU-V	Total
1	Government Medical Colleges	4	120	255	33	27	435	0	0	0	0	0	120	255	33	27	435
2	Government Hospitals	18	637	292	74	95	1,098	0	0	0	0	0	637	292	74	95	1,098
3	Private Medical Colleges	12	178	200	66	35	479	0	0	0	0	0	178	200	66	35	479
4	Private Hospitals	32	181	61	49	42	333	0	0	0	0	0	181	61	49	42	333
5	Covid Care Centre	1	50					0					50				
Total Beds		67	1,166	808	222	199	2,395	0	0	0	0	0	1,166	808	222	199	2,395

* Status as on 12.05.2022 – 04:03 PM

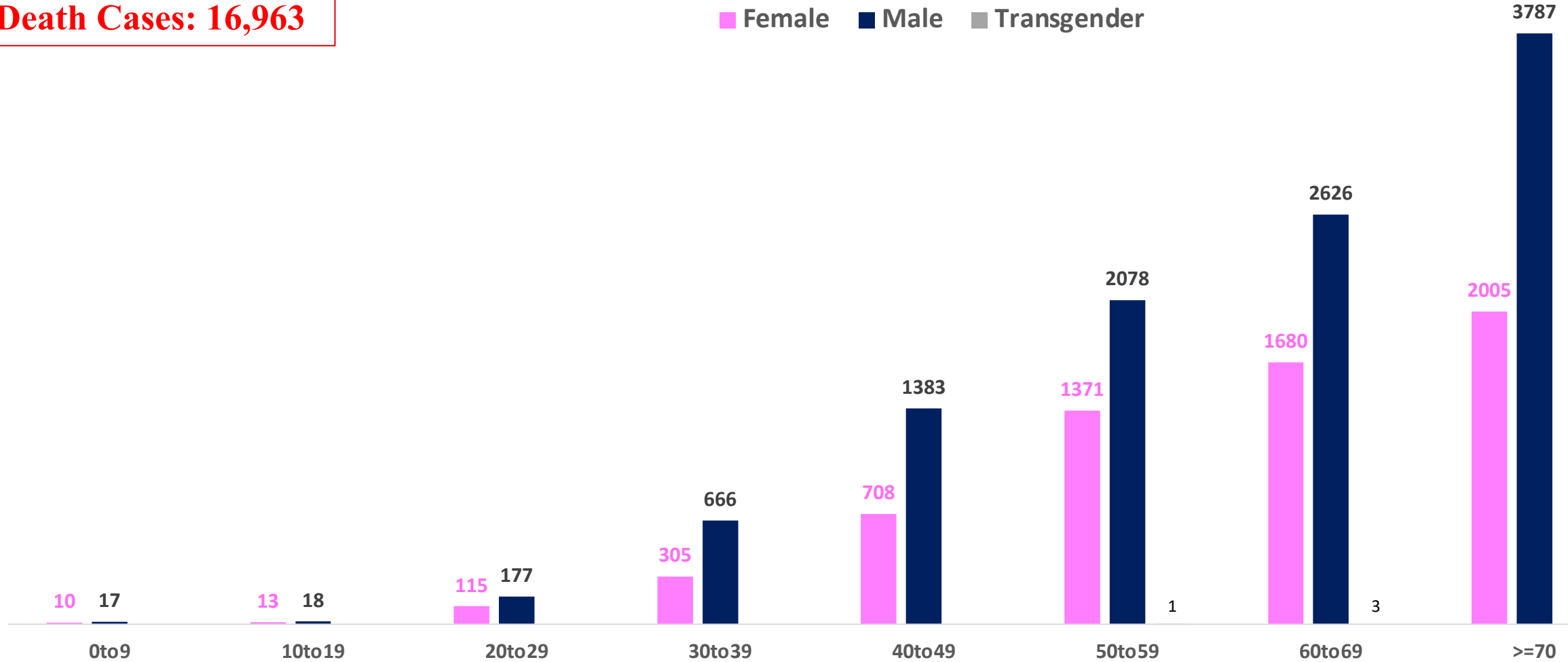


AGE AND GENDER WISE DISTRIBUTION OF DEATH CASES



Death Cases: 16,963

Female Male Transgender





VACCINATION COVERAGE AS ON 11.05.2022



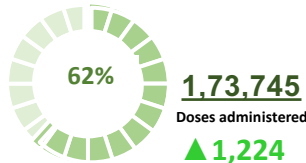
Total Doses Administered

1,89,80,145

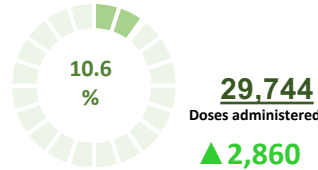
▲ 12,382

Total 12-14 years Population : 2.82 Lakhs

1ST DOSE

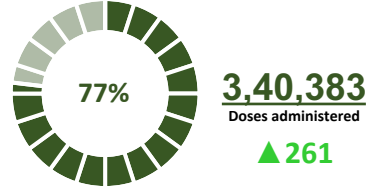


2ND DOSE

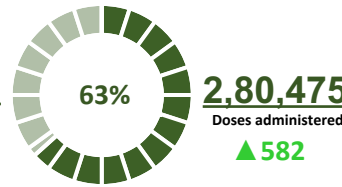


Total 15-18 years Population : 4.42 Lakhs

1ST DOSE

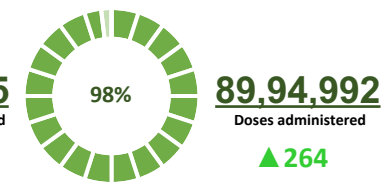


2ND DOSE

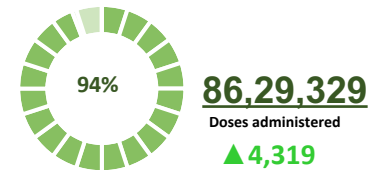


Total adult Population : 91.7 Lakhs

1ST DOSE



2ND DOSE



Priority Group*

Health Care Workers

Dose 1

2,10,296

Doses administered

▲ 0

Dose 2

2,06,261

Doses administered

▲ 18

Frontline Workers

Dose 1

3,81,772

Doses administered

▲ 1

Dose 2

3,72,382

Doses administered

▲ 14

45 – 59 Years Coverage

Dose 1

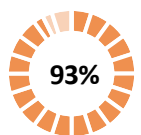


16,93,297

Doses administered

▲ 32

Dose 2



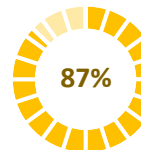
16,41,800

Doses administered

▲ 633

18 - 44 Years Coverage

Dose 1

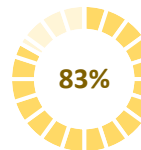


57,30,440

Doses administered

▲ 205

Dose 2



54,63,993

Doses administered

▲ 3,309

60 + Years Coverage

Dose 1



9,79,187

Doses administered

▲ 26

Dose 2



9,44,893

Doses administered

▲ 345

PRECAUTION DOSE



5,31,477

Doses administered

▲ 2,872

PRECAUTION DOSES ADMINISTERED

Health Care Workers

74,143

Booster Doses administered

▲ 161

Front Line Workers

69,371

Booster Doses administered

▲ 552

60 + Years Coverage

3,07,217

Booster Doses administered

▲ 1,210

18 + Years Coverage

80,746

Booster Doses administered

▲ 949

▲ indicates the increase in last 24 hours



COVID-19 SCENARIO IN BENGALURU AND OTHER METROPOLITAN CITIES



CITY NAME	Positive Cases	Active Cases	Recovered	Deceased	Vaccine Doses Administered
New Delhi	18,97,141	5,202	18,65,755	26,184	3,38,53,114
Bengaluru*	17,85,097	1,793	17,66,341	16,963	2,18,22,680
Mumbai	10,60,116	851	10,39,702	19,563	2,09,63,360
Chennai	7,52,005	222	7,42,715	9,068	1,04,95,366
Kolkata	4,47,192	272	4,41,264	5,656	1,00,84,300

Source : <https://dashboard.cowin.gov.in/> at 4:03pm (12.05.2022)
Source : <https://www.covid19bharat.org/> at 4:03pm (12.05.2022)

*includes BBMP & Bengaluru Urban



SNAPSHOT OF COVID-19 CASES IN BENGALURU URBAN



**Total Wards With
<=5 Cases* :
158**

**Tests Conducted
On 11.05.2022:
12,256**

**Recovery
Rate:
98.95%**

**Total
Active Cases :
1,793**

**Total Vaccinated on
11.05.2022:
12,382**

**Positivity
Rate* :
1.25%**

**Active
Rate:
0.10%**

**Case
Fatality Rate* :
0.00%**



*Total positive cases In the past 7 days

*CFR and positivity is for Past 7 days



ಬೃಹತ್ ಬೆಂಗಳೂರು ಮಹಾನಗರ ಪಾಲಿಕೆ
Bruhat Bengaluru Mahanagara Palike



Download BBMP Bulletin	https://apps.bbmpgov.in/covid19/mediabulletin.php
For BBMPCovid19 Bed Status:	https://apps.bbmpgov.in/covid19/en/Bedstatus.php
To register for vaccination :	https://selfregistration.cowin.gov.in/
BBMP COVID19 Dashboard:	https://apps.bbmpgov.in/covid19/
Follow us on:	 www.facebook.com/bbmp.comm1/
	 twitter.com/BBMPCOMM

Issued by:

Honorable Chief Commissioner, BBMP
Special Commissioner Health & IT, BBMP
MD, Bengaluru Smart City Limited

THANK YOU !

